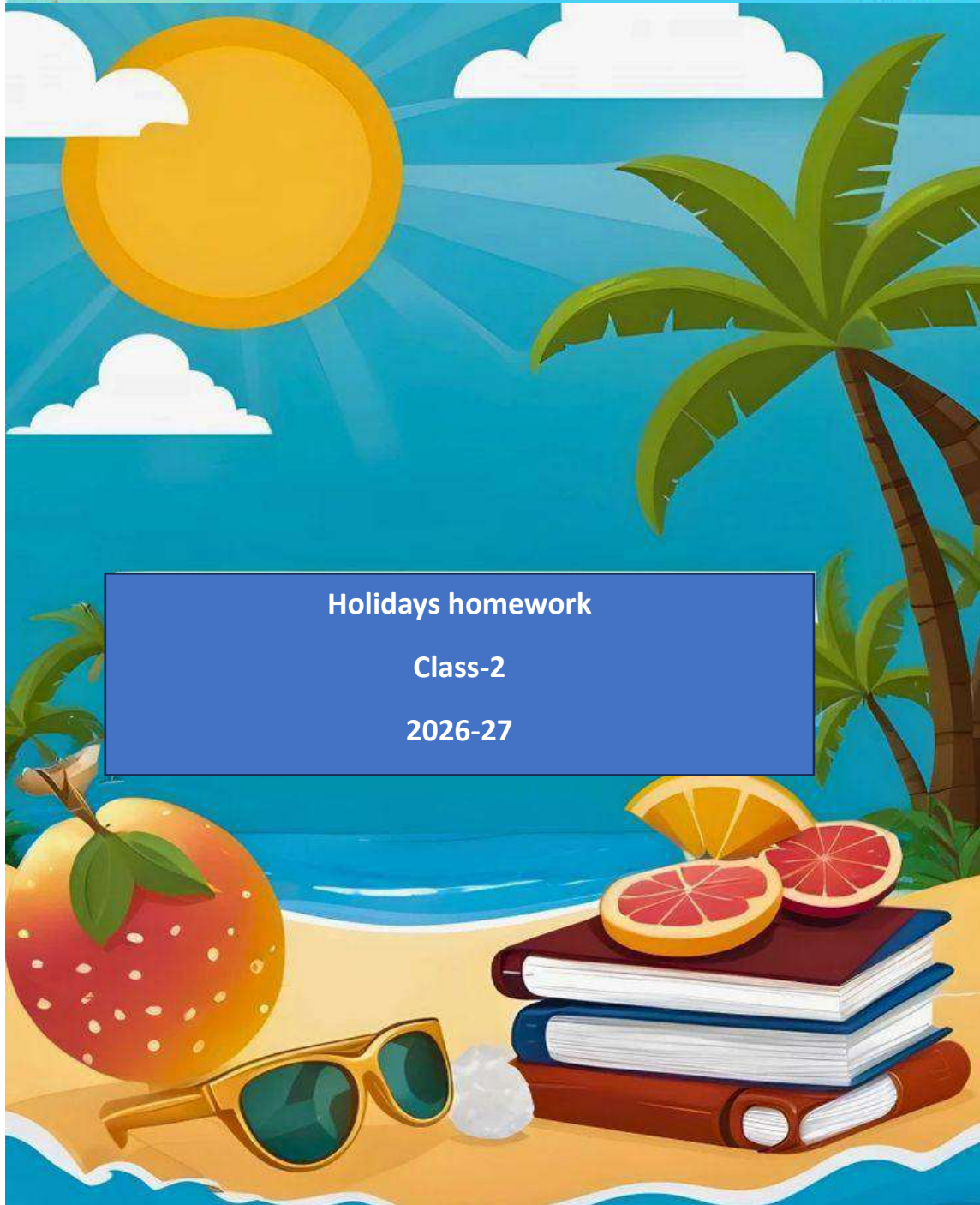




**DAV PUBLIC SCHOOL
SECTOR – 7 ROHINI, DELHI
HOLIDAYS HOMEWORK - 2026**



Holidays homework

Class-2

2026-27



Dear Parents,

➤ Holidays are not only the time for children to take a break from regular work...but also a chance to unfold their hidden talent. This vacation we encourage our little champs to be more creative and expressive in their work and in their thought process...like running water we will keep on working with new energy and enthusiasm, as it is also said, '**Running water never grows stale**', so you just have to keep flowing like it. Summer Vacation is a time full of fun games and activities.

With that there are a lot of other things which you can do so we have planned some interesting work engaging activities to help and make your summer full of creativity.

Here's what you can do develop their speaking skills.

➤ Go for morning/evening, talk about things you see around.

Keep your surroundings clean and green.

Show your concern and spend time with your grandparents.

➤ Make ample use of magic words like Please, sorry, Excuse me, Thank you. Help others. Be polite to enhance your personality.

Practice and try to improve your handwriting. Write 5 lines in English and Hindi (Separate 3 line notebooks) on alternate days.

Encourage your child to converse in English.

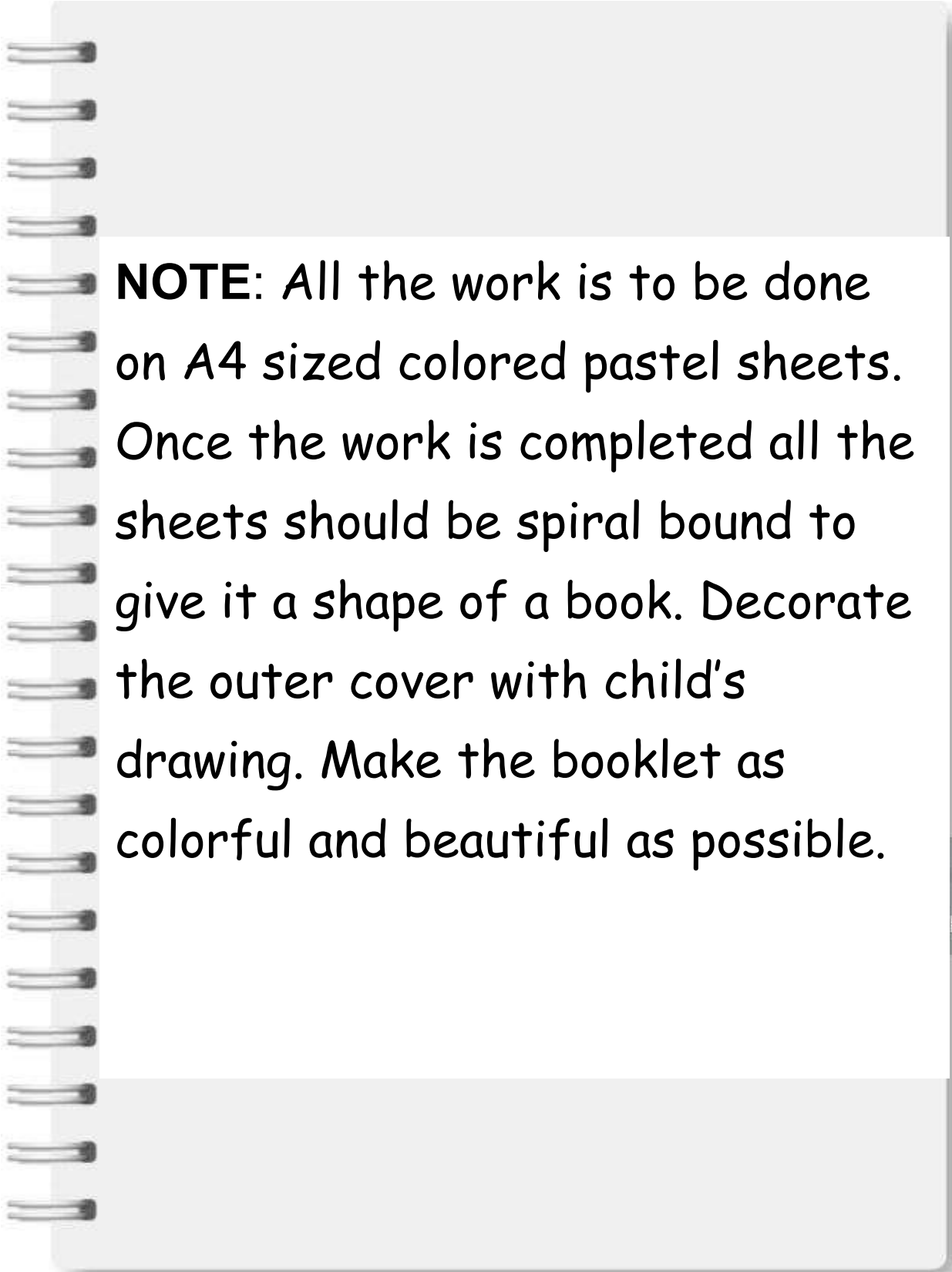
➤ Choose any one object/picture every day, let your child speak a few lines on it to develop their speaking skills.

About me

Tell us about you and paste your beautiful picture.

मुझे जानो	MEET ME	Know me
मेरी उम्र		My name
मेरा जन्मदिन		My age
मेरा प्रिय खाना		My birthday
मेरा प्रिय रंग		My favourite food
मेरा प्रिय दोस्त		My best friend
मेरा प्रिय खेल		My favourite sport
मेरा प्रिय जानवर		My favourite animal
मेरा प्रिय पक्षी		My favourite bird
मेरा प्रिय फूल		My favourite flower
मेरा प्रिय फल		My favourite fruit
मेरी प्रिय सब्जी		My favourite vegetable
मेरी प्रिय किताब		My favourite book

NOTE: Fill it neatly, make a border around it. Cut it and paste it on A4 sized sheet and use it as the first page of your portfolio file.

A spiral-bound notebook with a white page and a grey cover. The spiral binding is on the left side. The text is written in a black, sans-serif font.

NOTE: All the work is to be done on A4 sized colored pastel sheets. Once the work is completed all the sheets should be spiral bound to give it a shape of a book. Decorate the outer cover with child's drawing. Make the booklet as colorful and beautiful as possible.



1. Learn poem- The Rainbow (My English reader Pg no-33)
2. Learn any one short story in English and Hindi with moral value and narrate in the class using finger/ hand puppets after vacation.
3. Read and revise lessons 1-5

4. Roll No. 1– 8 will make **Naming words** project. Click on the link and watch the steps to make the project. (<https://www.facebook.com/share/r/1Cm3kPoCFU/>)


5. Roll no 9-17 will make Action words project. Click on the link and watch the steps to make a project.

<https://www.instagram.com/reel/DXEkmxDp0ws/?igsh=MWw5ZXZsaW8xb3EyNA==>

6. Roll no. 18-26 will make puppets (man, woman, old man, boy, girl)
7. Roll no. 27-35 will make puppets (animal, birds)
8. Do the given fun sheets.

Let's read and color

1. The sand is yellow.
2. The water is blue.
3. I saw a sand castle. It's yellow.
4. The boats are brown and black.
5. The beach umbrella is purple and pink.
6. The beach chairs are green and orange.



Read the passage and answer the questions given below-

Kelly went camping with her friends last week . She got up at six o'clock and got dressed . Kelly and her friends heard a bird singing outside their tent .

They had pancakes and orange juice for breakfast . They went hiking in the forest .



1. When did Kelly go camping?

2. What did Kelly hear?

3. When did Kelly get up?

4. What did Kelly eat for breakfast?

5. Where did Kelly go hiking?

Look at the picture and fill in the blanks with the correct prepositions.



Fill in the blanks with the correct prepositions:

1. The blanket is spread _____ the grass.
2. The ducks are swimming _____ the lake.
3. The ant is crawling _____ the basket.
4. The mountain is _____ the lake.
5. The bottle is _____ the basket.
6. The boy is sitting _____ the girl.
7. The dog is _____ the children.
8. The butterfly is _____ the boy.



हिंदी

क) पंचतंत्र की कहानियाँ पढ़िए और किसी एक मनपसंद कहानी को शिक्षा सहित याद करिये। कहानी को ग्रीष्मावकाश के बाद पपेट की सहायता से कक्षा में सुनाने के लिए याद करें।

ख) किन्ही दस शब्दों को रेल का आकार देते हुए शब्द रेल बनाइए। इस बात का ध्यान रखे कि शब्दों का आकार बड़ा हो और वे दूर से पड़े जा सके

ग) आप किसी बड़े कि मदद से अपना नाम हिंदी में लिखना सीखिए।

घ) पाठ 2 से 5 पढ़ने का अभ्यास करें।

ड) रचनात्मक कार्य -

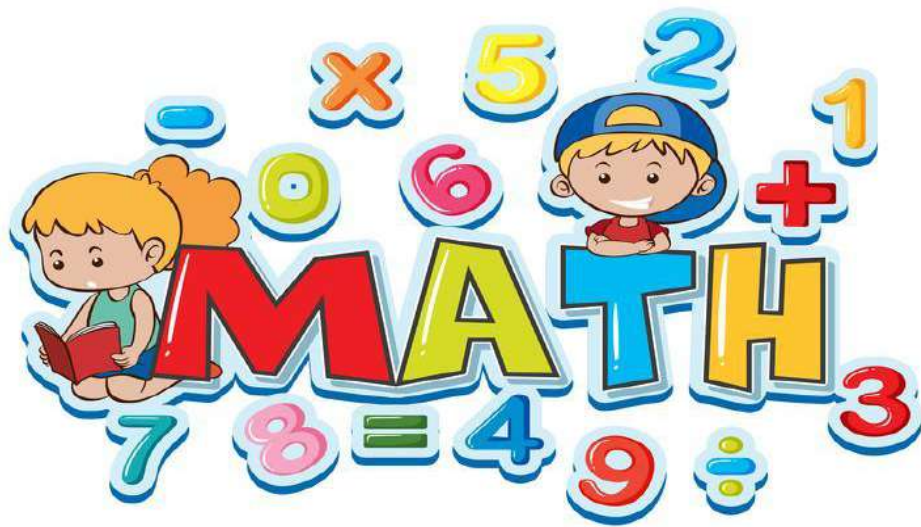
निम्नलिखित विषयों पर 5-6 पंक्तियाँ लिखिए व उनके चित्र चिपकाइए -

- मेरे पिताजी
- मेरा पसंदीदा फल



च) नीचे दिए गए चित्र की मदद से विलोम शब्द मछली को कार्डबोर्ड पर बनाइए-





Create a scene using cutouts of different shapes. For example



These are just examples. Use your own creativity and create the best scene on A3 sized sheet.

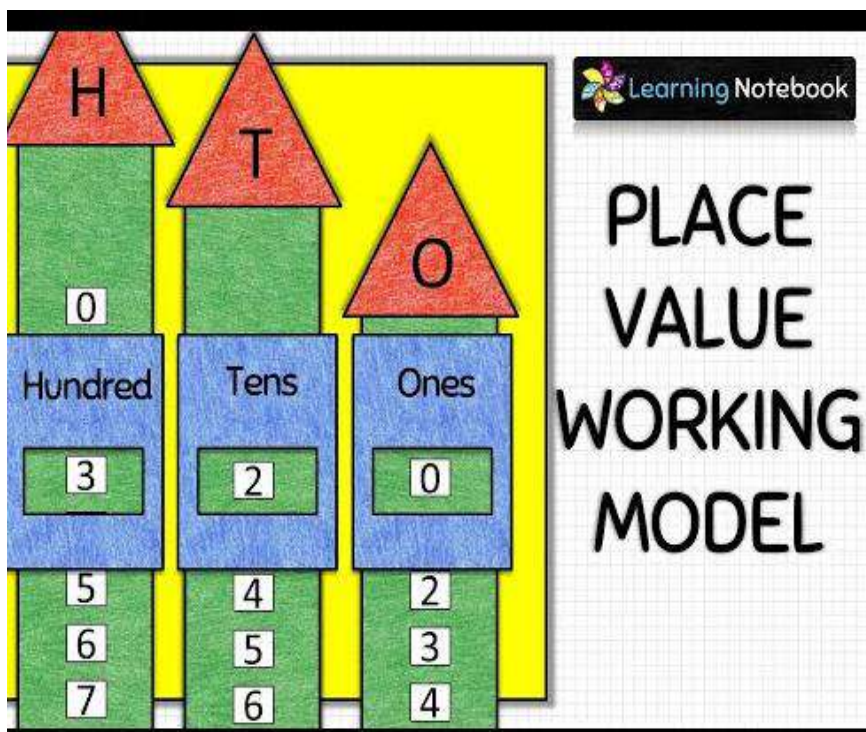
1. FUN WITH DICE :- Roll a dice thrice or take three dice once and note down the outcomes and then form all the 3 digit numbers. For example :- 624 (426, 246,642,264)

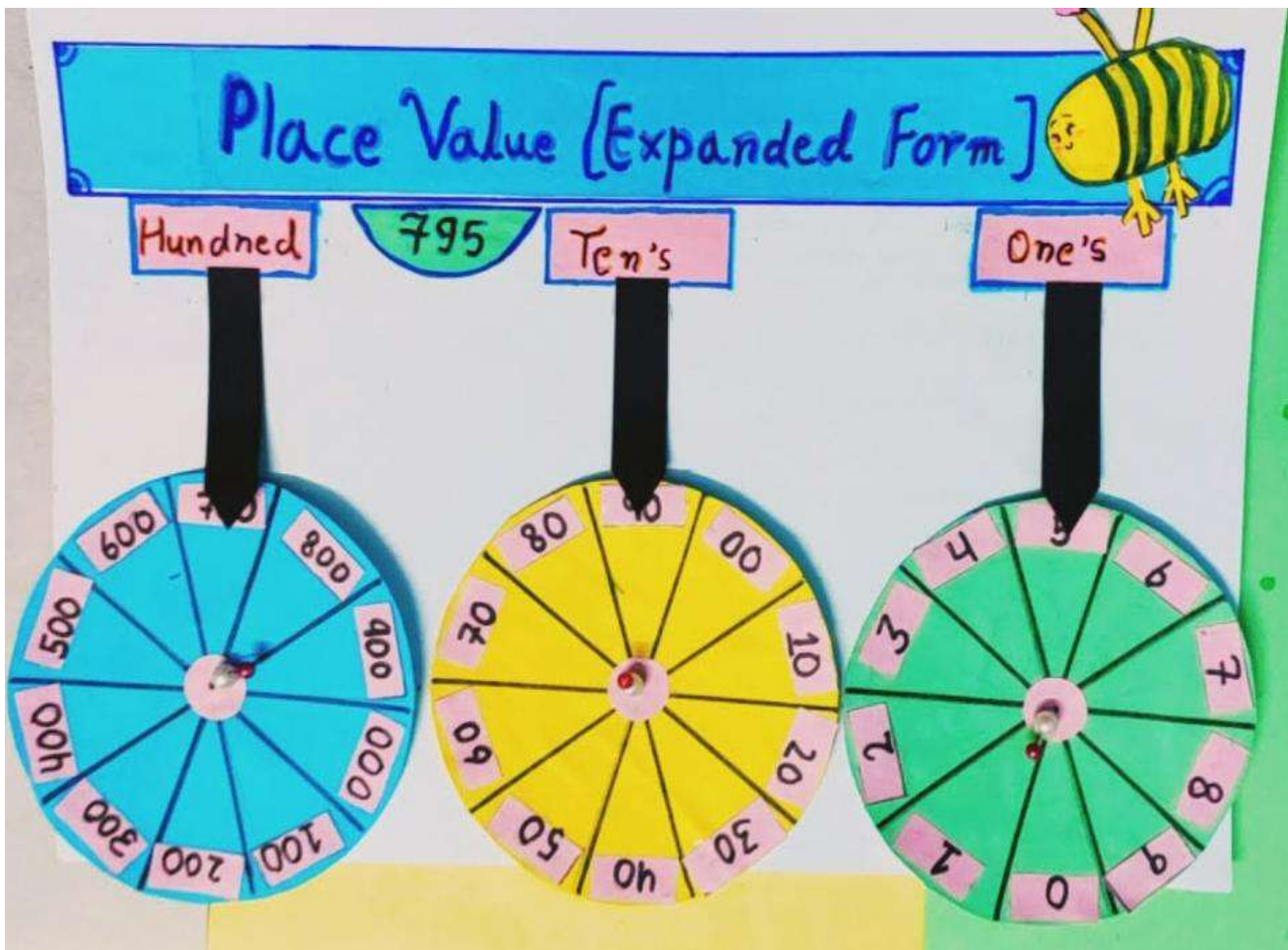


2. Practice number names and place value (1-999)

3. Complete Primary Mathematics Book pages till 25.
4. Write the age of your family members and arrange in Ascending and Descending order.
5. "Maths is everywhere". Where do you see numbers? Make a list of it. For example- House numbers , Car number,Hotel Room number etc.

Number Ninjas Activity- Make a Poster to show the Place Value of 3-digit number.You can put any number.





We should expand our happiness and shorten our sorrows. Make an expanded form wheel for 3 digit numbers with the help of cardboard, colourful sheets etc (See picture for reference).

*** Play this game thrice a week. Write numbers and their number names on A-4 size pastel sheet.

**** Do the given Maths fun sheets.

$2+2$
 $6-1$
 $1+5$
 $9-4$
 $3+2$
 $3+3$
 $7-1$
 $8-2$
 $5-1$
 $9-4$
 $2+4$
 $7-1$
 $9-3$
 $5-4$
 $4+2$
 $3+4$
 $9-3$
 $7-1$
 $9-3$
 $4+2$
 $2+4$
 $4+2$
 $4+2$
 $9-3$
 $4-2$
 $9-5$
 $4-1$
 $6-4$
 $4+2$
 $9-7$
 $5-1$
 $9-3$
 $4+2$
 $5-3$
 $1+3$
 $5+1$
 $9-3$
 $4-2$
 $4+3$
 $2-1$
 $1+5$
 $5+1$
 $9-2$
 $5-3$
 $3+3$
 $5+1$
 $9-3$
 $6+1$
 $1+5$
 $9-2$
 $3+3$
 $8-5$
 $7-6$
 $4-3$
 $6-5$
 $9-4$
 $8-1$
 $3-2$
 $7-3$
 $7-5$
 $8-6$
 $1+2$
 $7-4$


1 2 3 4 5 6 7

?



Dear students lots of waste is generated at home daily such as glass jars toilet paper rolls, cardboard boxes and plastic bottles. Make two bird feeders using these materials one for water and other for grains. Put grains/ food and water for birds. Refill them daily to save birds from the scorching heat of summer. You can also keep a bowl of water for street animals. By using the waste material you also save the environment. Click pictures of the same, paste them on A4 sized sheet and write a slogan on save environment.

Water is essential for all living beings. It is a precious natural resource and should be used judiciously.



Taking care of Nature-

- **Plant a sapling on World Environment Day on 5th June and take your picture with the plant. Take care of it regularly.**
- **Write your observation about the growth of the plant on A-4 size sheet(leaves,height etc.)**
- **Click your pictures on regular intervals.**
- **Make a collage of the pictures you have clicked with your observation on A-3 size sheet and decorate it neatly and beautifully.**

My Bio Enzyme-

Objective: To learn about waste management, fermentation and Eco -friendly cleaning by making a natural bio enzyme at home using fruit peels.

What is Bio Enzyme?

Bio enzyme is a natural cleaner made by fermenting fruit peels with sugar and water. It can be used to clean floors, bathrooms and even water plants.

What you need-

1 part jaggery or brown sugar

3 parts citrus fruit peels (orange, lemon, sweet lime, etc..)

10 parts water

A clean plastic bottle or container with a lid(transparent)

A spoon ,funnel and marker

A notebook for observation

Steps to Follow-

- 1. Collect peels of citrus fruits like oranges, lemon or sweet lime.**
- 2. Wash and cut them into small pieces.**
- 3. Mix jaggery/ sugar, fruit peels and water into the ratio of 1:3:10**
- 4. Pour the mixture into a plastic bottle,leaving some space at the top.**
- 5. Label the bottle with your name and date.**
- 6. Loosen the cap daily for the first 2 weeks to release the gas (important)**
- 7. Shake the bottle gently everyday.**
- 8. After 30-45 days ,drain the liquid – this is your bio -enzyme.**

<https://www.instagram.com/reel/CrdjJNWuIHc/?igsh=Zno1aW5rNHgxZ3N6> (For refrence)

PROJECT WORK

PROJECT (<https://pin.it/6hldPCdYv>) Refer this video to make the given projects.

Roll no. – 1 – 5 - Sources of water.

Roll no. – 6 – 10 - Uses of water

Roll no. – 11 – 15 - Clothes we wear in different seasons

Roll no. – 16 – 20 - Food we get from plants

Roll no. – 21 – 25 - Food we get from animals

Roll no. – 26 – 30 - Different rooms in a house

Roll no. – 31 – 35 - Important places in your neighbourhood.



International Yoga Day is celebrated on June 21st every year to promote physical,

Mental and spiritual well-being. By practicing yoga, we can achieve a balance between body and mind, leading to a healthier and happier life." Get ready to explore the wonderful world of yoga !

Part 1: Strike a Pose!

* On Yoga Day, take pictures and videos of you doing your favorite yoga poses.

Part 2: My Yoga Portfolio

* Choose any five different yoga poses that you enjoyed doing.

* Ask a grown-up to help you take a clear photograph of you doing each of these five poses.

* Stick these five photographs neatly into your portfolio or notebook.

* Next to each photograph, write down:

* The name of the yoga pose.

* One benefit of doing that yoga pose.

Example:

(Picture of you doing Tadasana)

* Name: Tadasana

* Benefit: Helps you stand tall and strong.

Have a fantastic holiday filled with fun and healthy yoga!



Collect dried leaves and arrange them in the shape of any two different animals (two separate A4 sized sheets).





नैतिक शिक्षा



- पाठ -1 प्रार्थना याद करिए । पाठ -2 ,3,4,5 का पठन करिए
- प्रतिदिन सुबह गायत्री मंत्र का उच्चारण करिए।
- डी ए वी गान का सस्वर उच्चारण का अभ्यास करिए।
- नैतिक मूल्यों के विकास हेतु दिनचर्या में कुछ कार्य अवश्य करें । जैसे-
- घर के बड़े सदस्यों को प्रतिदिन प्रणाम करिये ।
- पक्षियों के लिए पानी रखे